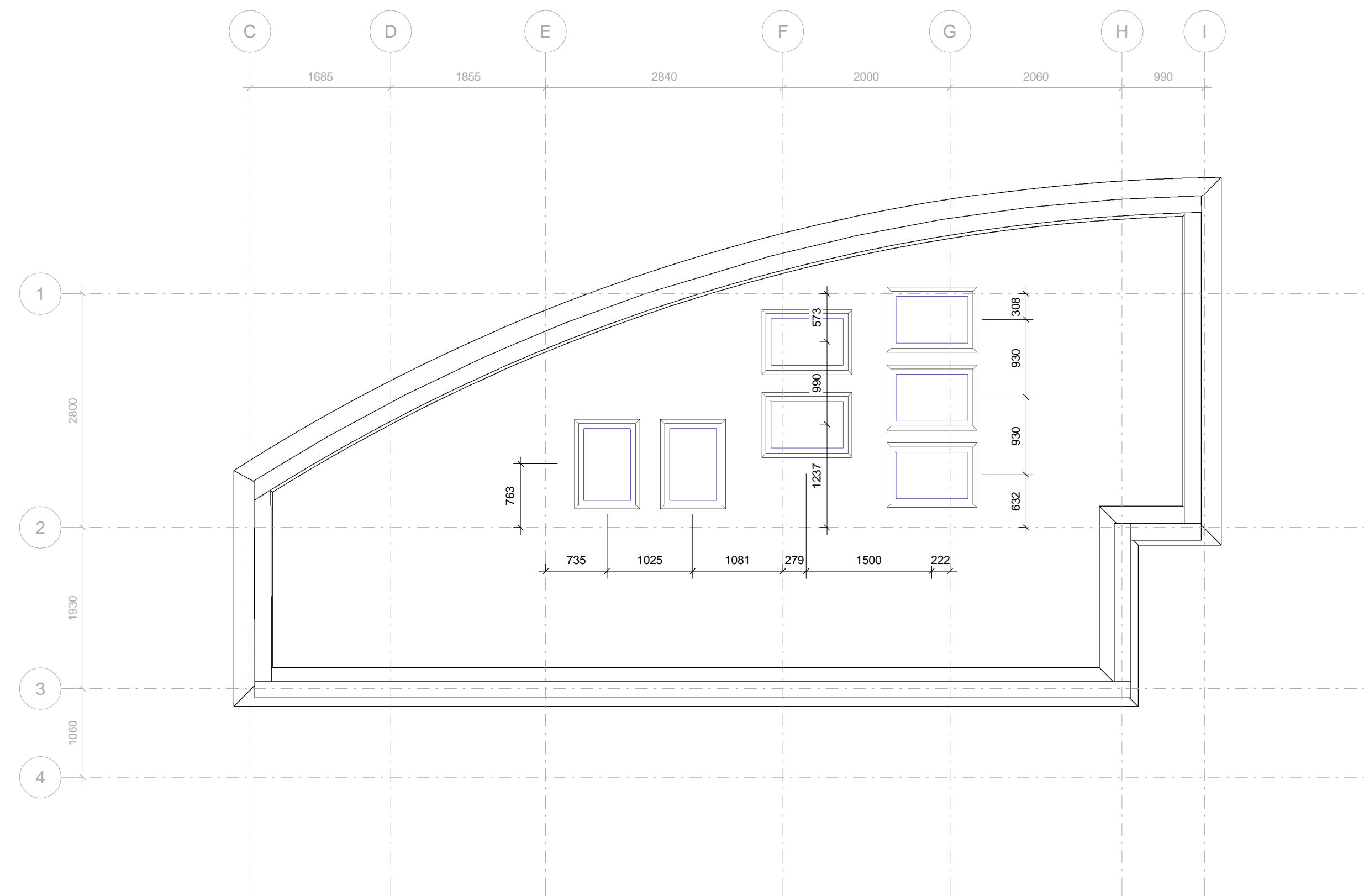


rev	revision details	date
A	Work In Progress	22/03/21
B	Work In Progress	23/03/21
C	For Planning	25/04/21
D	Draft Issue for BC	10/08/21
E	For Building Control	17/10/21
F	For Contractors comment	29/05/22



1 Roof Plan 1:50

GENERAL NOTES

ALL PRODUCTS TO BE USED IN ACCORDANCE WITH MANUFACTURER'S RECOMMENDATIONS AND TO COMPLY WITH BUILDING REGULATION APPROVED DOCUMENTS.

PLEASE REFER TO FULL BUILDING REGULATION SPECIFICATION FOR FULL DETAILS OF BUILD UPS AND COMPLIANCE

ALL GLAZING TO COMPLY WITH NOISE IMPACT ASSESSMENT AND DAYLIGHT SUNLIGHT ASSESSMENT FROM PLANNING SUBMISSION

ELECTRICS AND GAS INSTALLED BY A CERTIFIED ENGINEER WHO IS ABLE TO PRODUCE RELEVANT CERTIFICATION TO COMPLY WITH BUILDING REGULATIONS AND ANY WARRANTY PROVIDERS

DO NOT SCALE FROM DRAWINGS. ALL DIMENSIONS MUST BE CHECKED ON SITE AND DISCREPANCIES VERIFIED WITH THE ARCHITECT PRIOR TO CONSTRUCTION UNLESS SHOWN OTHERWISE ALL DIMENSIONS ARE TO BE TO STRUCTURAL SURFACES AND ARE IN MM.

UNLESS OTHERWISE, DOOR OPENINGS TO BE SET OUT TO GIVE FULL SPECIFIED ARCHITRAVE EITHER SIDE. TO BE READ IN CONJUNCTION WITH ALL RELEVANT ARCHITECTS' SERVICES AND STRUCTURAL ENGINEERS' DRAWINGS.

FOR ALL STRUCTURAL DETAILS AND INFORMATION REFER TO STRUCTURAL ENGINEERS DRAWINGS. FOR ALL MECHANICAL AND ELECTRICAL INFORMATION REFER TO M&E CONSULTANTS DRAWINGS AND INFORMATION UNLESS SHOWN OTHERWISE.

ANY DISCREPANCIES BETWEEN DRAWINGS TO BE REPORTED IMMEDIATELY TO THE ARCHITECT AS ONCE BUILT ON SITE RESPONSIBILITIES ARE THEREFORE WITHDRAWN. REFER TO DRAWING NUMBER FOR DETAILS AND CORRESPONDENCE.


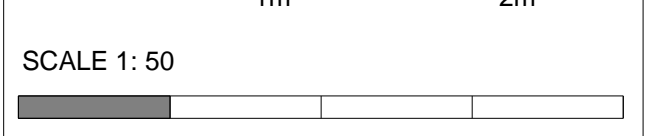
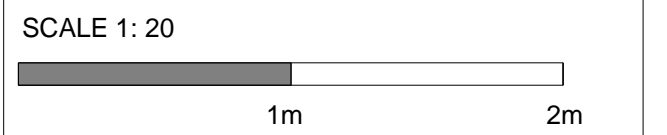
DRAWING IS DRAFT ONLY. DO NOT USE FOR CONSTRUCTION

60MIN FIRE RESISTANT CAVITY BARRIERS TO BE PROVIDED AT TOP OF WALLS AND VERTICALLY AT JUNCTIONS WITH SEPARATING WALLS AND HORIZONTALLY AT SEPARATING WALLS WITH CAVITY TRAY OVER INSTALLED ACCORDING TO MANUFACTURER'S DETAILS.

GREEN ROOF SYSTEM TO COMPLY WITH BAUDER GREEN ROOFS SYSTEM

LOWER GROUND WATERPROOFING DETAILS TO BE REVIEWED AND COMPLY WITH PODLO WATERPROOFING SYSTEM. THE ARCHITECT TAKES NO RESPONSIBILITY FOR WATERPROOFING DESIGN

FIRE STRATEGY IN ACCORDANCE WITH FIRE REPORT PREPARED BY THE FIRE RISK ASSESSMENT COMPANY



key risk

Job title
94-96 Lewes Road, Brighton, BN2 3QA

drawing title
Roof Plan

job no.	drawing no.	revision
33	104	F
scale	Issued to	Drawn by
@A1	MK	ALC