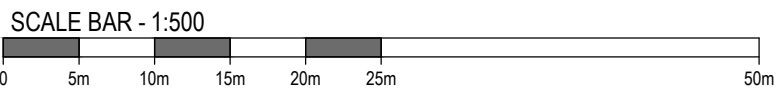
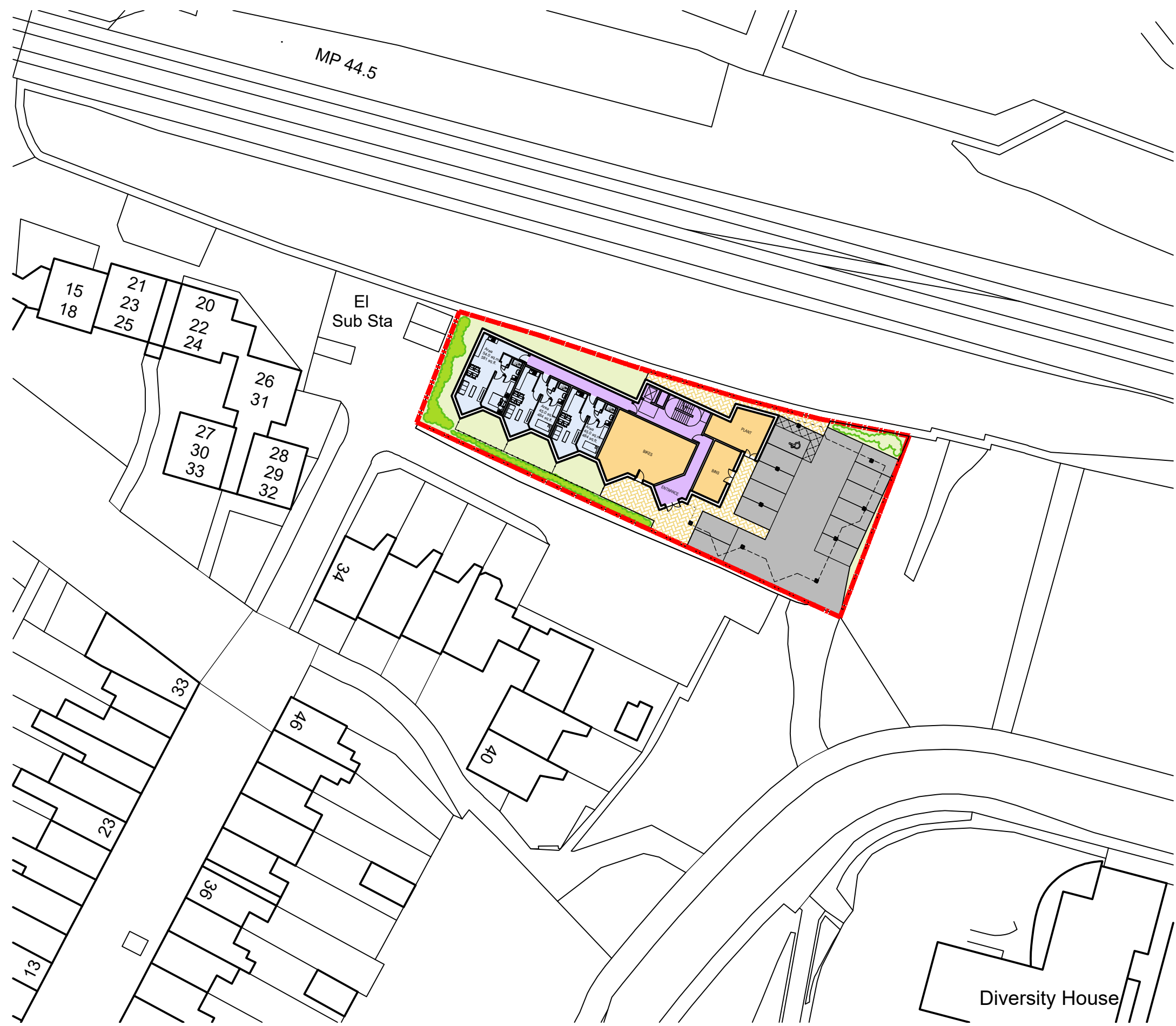
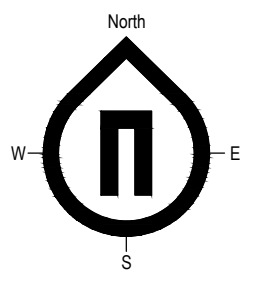


NOTES
 Do not scale from this drawing. Only figured dimensions are to be taken from this drawing.
 Contractor must verify all dimensions on site before commencing any work or shop drawings.
 Report any discrepancies to the architect before commencing work. If this drawing exceeds the quantities taken in any way the architect is to be informed before the work is initiated. Work within the Construction (Design & Management) Regulations 2015 is not to start until a Health and Safety Plan has been produced. This drawing is copyright and must not be reproduced without consent of NW Architects Limited.

DRAWING STATUS/TYPE KEY
 F Feasibility SK Sketch L Landscape C Construction
 P Planning M Marketing S Survey AB As Built
 T Tender TNT Tenant OS Ordnance Survey



REV	DESCRIPTION	DRAWN	DATE	CHECKED	DATE
REVISIONS					

NW-ARCHITECTS
 27 York Place - Leeds - LS1 2EY
 leeds@nw-architects.co.uk - Tel: 0113 880 0510 - Fax: 0113 880 0511
 www.nw-architects.co.uk

CLIENT
 Ikon

PROJECT
 Laburnum Place
 Sittingbourne

DRAWING TITLE
 Site Plan
 Proposed

Scale	Drawn By	Date Drawn
1:500@A3	RS	09-12-25
	Checked By	Date Checked
	NW	09-12-25

Drawing No. 23024-F300
 Revision -

DRAFT