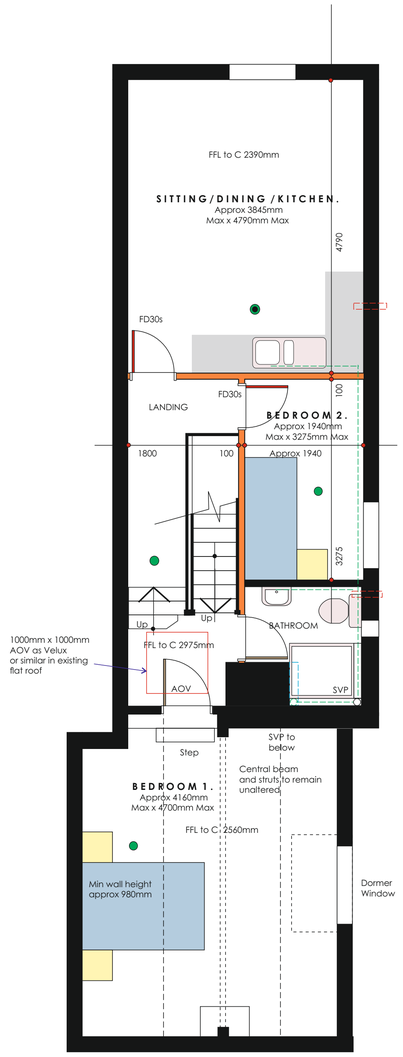

Existing Second Floor Plan - 1:50

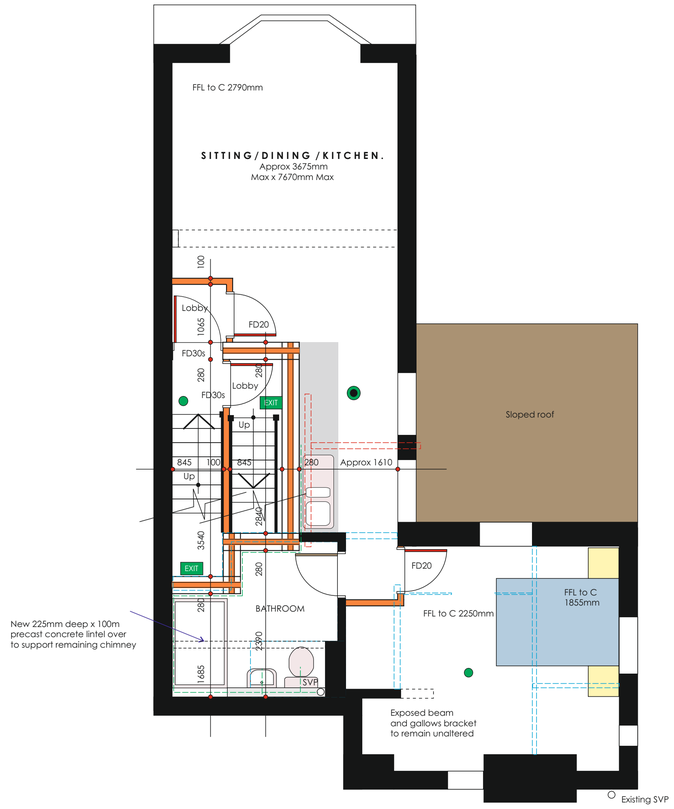

Existing First Floor Plan - 1:50

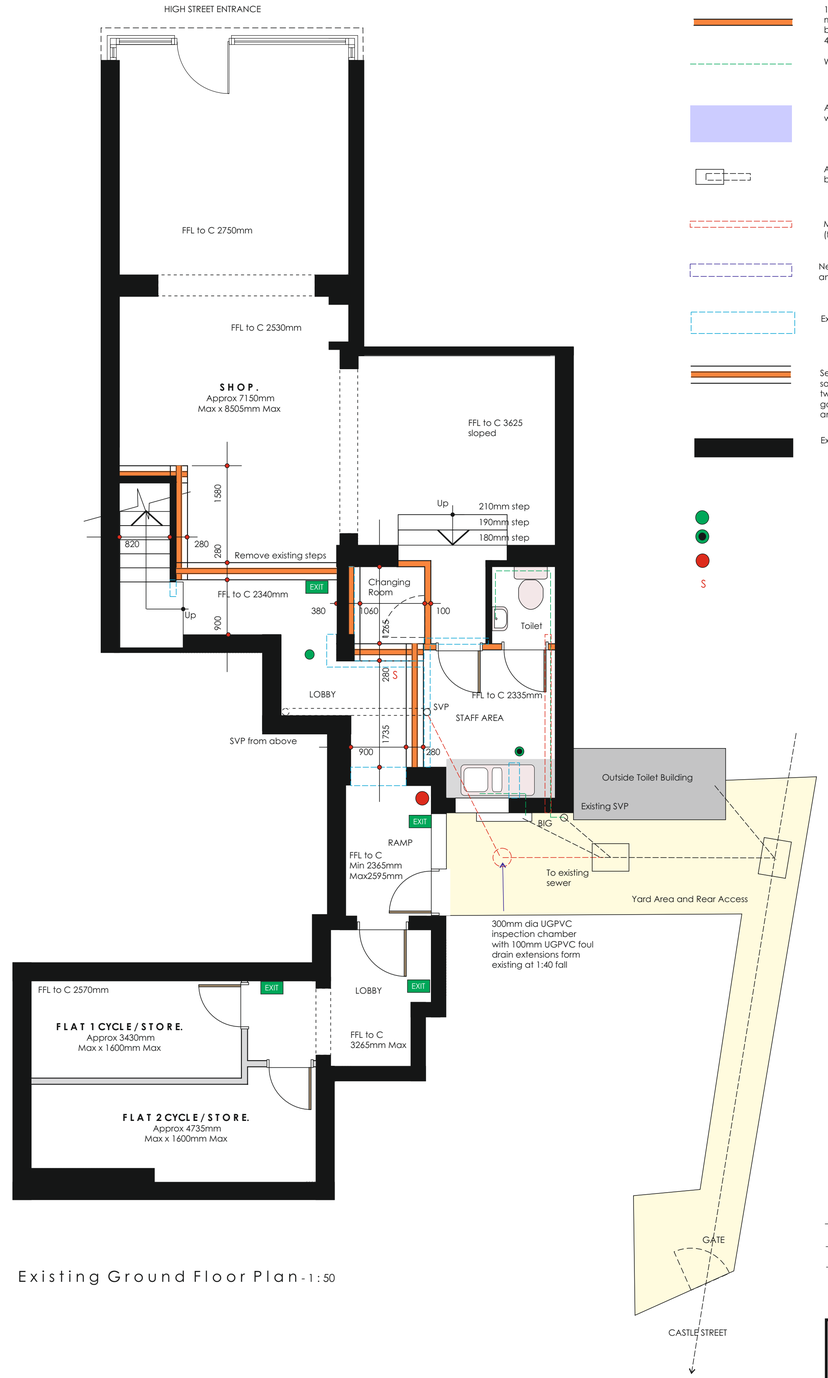

Existing Ground Floor Plan - 1:50

LEGEND

- 300mm exterior thick block cavity wall with full width insulation
- 100mm block partition
- 100mm overall partition comprising 70mm metal stud with 15mm drylined plasterboard both sides incorporating 25mm isover insulation 45 dB 30mins FR
- Waste pipe positions
- Approx location of kitchen worktops
- Approx position of gas fired balanced flue boilers
- Mechanical vent duct positions (from cooker hood in kitchens)
- New beams with pad stones to match engineers requirements and clad to afford 30mins fire resistance
- Existing walls demolished
- Separating partition comprising two layers 15mm sound bloc drylined plasterboard both sides on two rows of 70mm Gypframe metal stud with 80mm gap incorporating 100mm Isover insulation 70 dB and 90 mins FR
- Existing walls that remain
- Emergency lighting and directional sign
- Wired smoke detector
- Wired heat detector
- L2 Fire alarm call point
- S Fire alarm sounder

0 0.5m 1m 2m 3m 4m 5m
1:50 SCALE BAR

CIAT
CHARTERED PRACTICE

B. Building regulation details added RFW
A. Building regulation details added RFW
REVISIONS

SCALES @A1 1:50 | DRAWN RFW
DATE November 2021
DRAWING Proposed Floor Plans

PROJECT
Proposed 2no Flats
136 High Street
Tonbridge Kent TN9 1BB
for: Mr S Gelmen

WARD + ASSOCIATES
THE HOO WROTHAM ROAD
MEOPHAM GRAVESEND KENT DA13 0HP
T: 01474 814196 M: 07771 863940
E: admin@wardassociates.co.uk W: www.wardassociates.co.uk
Skype User Name: rogerwardassociates

DRAWING NUMBER 2821.WD.02B
B

ARCHITECTURE . BUILDING SURVEYING . PROJECT MANAGEMENT